


Saving Summer Coins


For Complete Instructions
Visit www.trcabc.com,
Classroom Crafting with Carol,
Summer



Look at your coins!

Set your coin under your paper
and hold it in place.
Then, use your pencil to emboss
your coin onto the paper.

Penny 1 ¢		
Nickel 5 ¢		
Dime 10 ¢		
Quarter 25 ¢		
Half Dollar 50 ¢		
Dollar \$1.00		



Save and count all your
coins this summer.


Pennies	
Nickels	
Dimes	
Quarters	
Half Dollars	
Dollars	
Total =	

What do you want to do with your coins?

How much do you want to save?

How much do you want to donate?

How much do you want to spend?



Make your own coin jar
and start saving.

1. Write your name on the line.
2. Color the label.
3. Cut out the label.
4. Glue the label onto the jar.
5. Start saving coins in your jar.
6. Use the chart to study and count your money.

_____ 's
Coins